



BASEBALL WA ANNUAL REPORT 2021/22

Baseball WA LTD

ABN: 21 522 890 770



TABLE OF CONTENTS

Staff & Volunteers _____	3
Acknowledgments_____	10
Chair’s Review _____	11
CEO’s Report _____	13
High Performance Manager’s Report _____	18
Participation Programs _____	21
Operations Support _____	28
2021/22 Season Ladders _____	33
2021/22 Award Winners _____	39



BASEBALL WA STAFF & VOLUNTEERS

BOARD OF DIRECTORS

Chair: Marie Malaxos

Directors: Michael Andruskiw, Gary Arnell, Simon Eissens, Carlyne Gatward, Jason Hewitt, Ruth O'Dwyer

HEAD OFFICE

Ballpark and Office Address

Empire Ballpark
Cnr Nicholson and Wilfred Roads
Thornlie, WA 6108

Postal Address

PO Box 1489 Canning Vale DC, WA, 6970
Phone Number: 1300 557 353
Email: admin@baseballwa.asn.au

FRONT OFFICE

Lachlan DALE - Chief Executive Officer
M: 0409 101 722
E: ceo@baseballwa.asn.au

Rod DREW - Facility Manager
M: 0405 686 740
E: facility@baseballwa.asn.au

David HAYES - Participation Manager
M: 0418 951 891
E: participation@baseballwa.asn.au

Jes FITZGERALD - Competition and Member Services Manager
M: 0421 213 800
E: competitions@baseballwa.asn.au

Jonathan Hart - Program Delivery Officer
M: 0421 213 800
E: competitions@baseballwa.asn.au

Dean WHITE - Athlete Development Manager
M: 0439 700 083
E: dwhite@diamondfitness.com.au

Andrew KYLE - High Performance Manager
M: 0417 978 609
E: hp@baseballwa.asn.au

Olivia MAYO - Tournament Director
M: 0422 889 811
E: llwatournaments@baseballwa.asn.au

Rachael BOULEY - Media
M: 0419 737 098
E: media@baseballwa.asn.au

Mark RICHARDSON - Senior Fixtures and Scheduling
M: 0429 685 148
E: umpirericho@gmail.com

David GRIPPER - WA Umpires Association
M: 0403 777 618
E: dgripper@iinet.net.au

Natalie TODD - Scorers Association President, Results and Stats
M: 0433 453 458
E: results@baseballwa.asn.au





ALCOHOL.THINK AGAIN PERTH HEAT STAFF & VOLUNTEERS

FRONT OFFICE

Street Address: Perth Heat Front Office
Empire Ballpark Cnr of Nicholson and
Wilfred Roads Thornlie WA 6108

Postal Address:

PO Box 21, Parkwood, WA 6147

Tel: 0422 26 26 69

Email: admin@perthheat.com.au

BASEBALL OPERATIONS

Lachlan DALE - General Manager

Andrew KYLE - Manager

RC LICHTENSTEIN - Pitching Coach

Mark PETTIT - Assistant Coach

Sean SMEDLEY - Assistant Coach

Erin DIAMOND - Team Physiotherapist

Carol WILLIAMS - Assistant Team Physiotherapist

DIAMOND FITNESS - Strength & Conditioning

Deanne SAUPOLD - Logistics & Clubhouse Manager

ADMINISTRATION

Rory VASSALLO - Chairman

Eileen BOND - Owner

Christian GALOPOULOS - Owner/Director

Steven NELKOVSKI - Chief Executive

Caron MURFIT - Accounts

Conor LOUREY - Community

Julian LLOYD - Memberships & Ticketing

Ghaz RAMLI - Game Day

Stuart HORTON - Media

Michael FARNELL - Graphic Design

Tim ELPHICK - Video Production



NOTICE OF ANNUAL GENERAL MEETING

Baseball WA Limited
ACN 087 442 822

Notice is hereby given that the Annual General Meeting of Baseball WA Limited will be held at as follows:

Wednesday 23rd November 2022 at 7:00pm
Dept LGSCI - 246 Vincent St, Leederville, WA 6007

AGENDA

Item	Topic	Notes
1	APOLOGIES & ATTENDANCE	
2	MINUTES OF PREVIOUS MEETING • Annual General Meeting of 10 th November 2021	
3	Presentations • Strategic Update	
4	ORDINARY BUSINESS • Chair Report • Financial Statements To receive and consider the Financial Statements, Directors' Declaration and Reports of the Directors and Auditors in respect of the year ended 30 June 2022.	(To be tabled) (To be tabled)
6	ELECTION OF DIRECTORS • Appointment of three (3) vacant Director positions ○ Vacant ○ Vacant ○ Vacant	
7	APPOINTMENT OF AUDITORS	
8	CLOSE	

Dated at Perth this 1st November 2022. BY ORDER OF THE BOARD

Lachlan Dale



Company Secretary

NOTES:

1. Representatives and Alternates

Every Member which or who is the holder of an Ordinary Share in Baseball WA Limited must appoint one or more natural persons as its representative or representatives to exercise the powers of that Member. Where more than one representative has been so appointed, only one of them may exercise the powers of that Member at any one time.

2. Proxies and Representatives' Appointments

Any instrument appointing a proxy or representative is to be treated as valid if the instrument and any power of attorney or other authority under which it is signed is or are either:

- (a) deposited at Baseball WA's registered office (Baseball Park, Cnr Nicholson and Wilfred Roads, Thornlie, 6108) at least 48 hours before the scheduled time for the commencement of the relevant meeting; or
- (b) presented to the chairman of the meeting as soon as practicable after the commencement of that meeting and, in any event, before the relevant vote is taken

3. Quorum

A quorum for a general meeting is 20% or more of Members present in person, by representative or by proxy.

4. Election of Directors

There are 6 vacant positions on the board and will need to be ratified in accordance with section 201E(2)(b) of the Corporations Law as directors of the company in accordance with Rule 8 of the company's Constitution for a period of two years as from the conclusion of the meeting. Where the number of nominations is less than the number of declared vacancies, no election is required.

Vacant Director Positions

Directors Renominating

- 1. Marie Malaxos
- 2. Simon Eissens
- 3. Carolyne Gatward
- 4. Vacant
- 5. Vacant
- 6. Vacant

5. Life Membership

There are no nominations for Life Membership for 2022

6. Appointment of Auditor

The Chief Executive Officer recommends the appointment of HTG Partners to act auditor.

7. General Business

If shareholders would like to add items to General Business, items must be sent to ceo@baseballwa.asn.au by close of business Friday 11th November 2022 to be reviewed and may be added to the agenda.

BASEBALL WA LIMITED

MINUTES OF THE ANNUAL MEETING

Date:	Tuesday, 8 December 2020
Time:	19:00pm
Place:	Dept LGSCI - 246 Vincent St, Leederville

Item	Description
1	WELCOME, ATTENDEES AND APOLOGIES
1.1	Chair
	Mark Beyer was confirmed as chair for the meeting. Mr Beyer introduced the Board and Lachlan Dale, CEO of Baseball WA. Mr Beyer advised the meeting that he has resigned as Chairman of Baseball WA and this would be his last meeting. He also advised that Rod Bacon and Susan Butler had also resigned as Directors.
1.2	Attendees
	Refer the attendance register
1.3	Apologies
	None
1.4	Meeting Open
	The Chair declared the meeting open at 19:00pm and confirmed a quorum was present.
2.0	MINUTES OF PREVIOUS MEETING
	Proposed resolution: That the minutes of the general meeting held on 6/02/2020 be accepted. Moved by: Jason Hewitt Seconded by: Gary Arnell Decision: Resolution carried
3.0	PRESENTATIONS

	<p>Alana Walker and James from Good Sports joined the meeting and provided a presentation on Good Sports. The presentation was tabled and will be circulated by Lachlan Dale after the meeting.</p> <p>Darryl Mears the chaplain at the Perth Heat joined the meeting. Lachlan Dale provided a background to Mr Mears and his role within baseball. Mr Mears stated that his plan for every club to have access to a chaplain within the next 12 months. If your club is interested in having a chaplain, please contact Lachlan Dale.</p>
4.0	ORDINARY BUSINESS
4.1	Chairman's Report
	<p>Mr Beyer table the Chairman's report.</p> <p>Document tabled: Chairman's Report Presented by: Mark Beyer Seconded by: XX Decision: Resolution carried</p>
4.2	Financial Statements
	<p>Mr Beyer table the Financial Statement.</p> <p>Document tabled: Chairman's Report Presented by: Mark Beyer Seconded by: Annaliese Arndt Decision: Resolution carried</p>
5.0	BASEBALL WA STATE OF THE GAME PRESENTATION
	Game day presentation tabled.
6.0	BASEBALL WA LIFE MEMBERSHIP
	<p>Proposed resolution:</p> <p><i>The Baseball WA board will present 1 nomination for Life Membership for the 2020 AGM – Paul Tye.</i></p> <p>Moved by: Gary Arnell Seconded by: Mark Richardson Decision: Resolution carried</p>
7.0	ELECTION OF DIRECTORS
	<p><i>Re-election of Directors</i></p> <p>The chair advised that nominations in writing were received prior to the meeting for the following people to re-elected to the Board:</p> <ul style="list-style-type: none"> • Mario Malaxos • Gary Arnell • Michael Andruszkiw • Carolyn Gatward

	<p><i>Result</i> An election was held by a show of hands. The above people were re-elected to the Board</p> <p><i>Nominations:</i> The chair advised that nominations in writing were received prior to the meeting for the following people:</p> <ul style="list-style-type: none"> • Ruth O'Dwyer • Simon Eissens <p><i>Result</i> An election was held by a show of hands. The following people were elected as directors:</p> <ul style="list-style-type: none"> • Ruth O'Dwyer • Simon Eissens
6.0	APPOINTMENT OF AUDITORS
	<p>Proposed resolution:</p> <p><i>That HTG Partners be appointed as auditor for the year ended 30 June 2021.</i></p> <p>Moved by: Mark Beyer Seconded by: Mark Richardson Decision: carried</p>
7.0	MEETING CLOSE
	The meeting was declared closed at 19.53pm.

Confirmation of the minutes

These minutes are a true and accurate record of the meeting.

Signed by:



.....
(signature)

Lachlan Dale

.....
(name)

20/12/2020

.....
(date)

ACKNOWLEDGMENTS

Baseball WA formally acknowledges our Life Members with heartfelt appreciation extended to all.

***Deceased**

All of these people were recognised as Life Members, in the stated year, by any of the former organisations of, the West Australian Baseball League (Inc), the West Australian Junior Baseball League (Inc), the Baseball Development Foundation (Inc). Those Life Members are now recognised as Life Members of Baseball WA Ltd.

1947	Glen H. Dunstan OBE *	1986	Eric Knight *
1951	W.H. (Bill) Hoskin *	1988	Mrs Jan Thurley
1953	Les F. Matthews *	1988	Don Rodger
1955	H.V. (Vic) Barrett *	1989	Mrs Rose Corker *
1957	H.J. (Bert) Kortlang *	1990	Ian Ross
1958	Thomas G. Nisbet *	1992	John Radalj
1959	Merv G. Muggleton *	1993	Michael (Mick) Mount
1960	Rob M. Gordon *	1995	Mrs Ursula Wade
1963	R.J. (Snow) McFarlane *	1996	Alan Luscombe *
1964	Les R. Brain *	1997	Graham H. Johnson
1965	Harry Duncan *	1998	Mrs Athalia Munro
1967	R.D. (Bill) Arrowsmith	2010	Mark Pettit
1970	Neville J. Pratt OAM *	2012	Mrs Patricia Williamson
1971	Max Heron	2014	Bob Ossey
1972	Alf Leutchford	2014	Don Knapp
1973	Peter Solomon	2015	William (Spider) Sinclair
1974	Don Callanan *	2017	Don Kyle
1974	Neville Laird *	2018	Mark Richardson
1977	Doug Corker	2018	Tony Adamson
1978	Kevin Parry AO *	2018	Graeme Lloyd
1979	Rodney P. Byrne OAM *	2018	Doug Mateljan
1980	Mrs Norma Goodridge *	2018	Kaye Greenham
1981	Dennis Osborn *	2018	Mark Ettles
1982	Alf Dyer *	2018	Ben Shom *
1983	Mrs Kath Dyer	2019	Darryl Moyle OAM
1984	Mrs Evelyn Harvey	2020	Paul Tye
1985	John Cole		

Baseball WA formally acknowledges Meritorious Awards and Outstanding Achievement Awards. Our heartfelt appreciation is extended to each.

MERITOROUS AWARD

1984-85	Jack Cody - Perth
1986-87	Margaret Carter - Fremantle
1988-89	Kevan Langdon - West Stirling
1993-94	Eric Knight - Victoria Park
1997-98	Maurie Reynolds - Umpire

OUTSTANDING ACHIEVEMENT AWARD

1981-82	Ian Butcher	Fremantle State League
1982-83	Brian Davis	Fremantle "A" Reserve
1983-84	Harry Duncan	Long Service Award
1984-85	Don Knapp	Playing/Admin Award
1987-88	Tony Adamson	Playing Award
1988-89	Greg Harvey	Playing Award
1988-89	Corey Loehr	Playing Award
1996-97	Shane Tonkin	Playing Award
2008-09	Ken McGee	Pitched 22 inning game



CHAIR'S REVIEW

When I look back at the past year, I see considerable achievement while also acknowledging another season of disruption caused by COVID-19. It was a great effort by all to complete the local season under difficult circumstances.

Unfortunately, this meant we had to cancel our Awards Night. However, we look forward to a gala evening early in 2023. Additionally, our partners at the Heat were unable to play any games. Roll on 2023!

The board continued to focus during the year on the five pillars of our strategic plan - participation, high performance, club health, facilities and profile.

It was again pleasing to see increased participation during the 2021-22 season, with extra teams in both the senior and junior competitions. Improving participation pathways and opportunities is one of BWA's main areas of strategic focus. This includes working with Tee-Ball WA, schools and other organisations to generate grassroots interest and transition young players into baseball.

Reform of senior competitions was another focus area. Thank you to the sub-committee that provided a framework for competition reform and the clubs for their support of the initiative. The proposed changes are now being implemented.

The Baseball WA Heritage Committee achieved notable progress during the year. The Heritage Committee's goals include increasing awareness of the history of baseball in WA, and ensuring high achievers are duly recognised through life membership or Hall of Fame membership. The committee also seeks to ensure the history of baseball is accurately recorded. The Museum is continually expanding and improving. Check for opening times. It is worth taking the opportunity to have a walk through when you have the opportunity.

As a not-for-profit community sporting association, Baseball WA's goal is to ensure we have sufficient funds to sustainably deliver our programs. In support of this goal, we recorded a healthy surplus for the past year. This was distorted somewhat by the large inflows and outflows for the ballpark development.

The board has continued to focus on careful budgeting and financial management. We received continued financial support from Healthway and the Department of Local Government, Sport and Cultural Industries, which we greatly appreciate. The Board continually explores additional funding sources. We are well placed financially for the future.

I thank Jason Hewitt for his contribution to the Board. We look forward to welcoming two new members to the Board at the upcoming AGM.

Finally, I wish to thank all clubs, players, officials, volunteers, my fellow board members, our chief executive Lachlan Dale and his small, dedicated team for their contribution to baseball in Western Australia.

Marie Malaxos

Chair, Board of Directors, Baseball WA






CEO'S REPORT

First and foremost, thank you to the clubs, volunteers, supporters and committees within Baseball WA. We can't say it enough though, but the game itself is what it is because of the clubs, members, and volunteers that put countless time, effort and sacrifice in at the local level, persevering through challenges to allow the sport to be in such a strong position and ready to launch forward. Your work is greatly appreciated.

I would also like to thank the staff who work tirelessly on providing support and guidance to clubs and members throughout the year. Most of their work is behind the scenes when nobody is around with the main objective of delivering better outcomes for the baseball community. This extends to the Board of Baseball WA for their leadership of our game. The Board will continue to develop strategies and implement key actions for the future whilst guiding new initiatives to ensure WA is progressive and leading the country in growing the game.

As we know we have had an interrupted past few seasons and a fractured ability to appropriately recognise the great performances on the field and celebrate all the positives development happening off the field.

To our commercial partners, thank you: Department of Local Government Sport Cultural Industries, Healthway, The Garment Exchange, Diamond Fitness, Nexus Advisernet, Fielders Choice, Sixteen23, and our newest partner Harcher as our platinum naming rights partner. We're excited you've come on board and believe in the great opportunities the sport provides for the community.



It's been an exciting 12 months for WA baseball as we returned to normal play in WA with a slight tweak at the back end of the fixtures last season which ensured the games could be played and we didn't miss finals for another year. With the support of clubs being flexible and agile throughout the year, we were able to have premiership teams and award winners whom were acknowledged at the Season Launch and Women's Gala Round.

Over the past few years, the sport has also recognised that we also need to do things a little differently if we want to grow so in working closely with clubs, working groups, and via feedback from members, we will see the implementation of a new competition structure this season. The State, Community and Women's Baseball Leagues will allow a more targeted focus on what's important and valuable to all participants.

Baseball's relationship with tee-ball continues to grow with an expanded MOU between the two organisations as BWA expands its level of delivery across participation and recruitment of grassroots participants throughout the state. Tee-ball numbers have increased over 8.4% in the past 12 months which is the first increase in over 10 years. This is in addition to increases in overall baseball participation at juniors and seniors, resulting in a 7.5% increase in participants playing our game. With a collaborative planning and delivery approach between baseball, tee-ball, clubs, members and volunteers, we believe this will continue to thrive. We again thank you and appreciate the role that you play in this.



Some exciting times ahead this season which will see Baseball WA host our first Indigenous Rounds at the end of November 2022. With artwork designed by Loretta Egan, Mike and the team at Garment Exchange went to work and have produced jerseys for all 11 State League clubs with both Kwinana and Kalamunda also supporting the project.

We believe this will be the starting point for clubs to engage with local government, the Indigenous community and its members to build better relationships and programs of inclusion.



We will also launch our Friday Night Broadcast of State League games from Empire Ballpark. Every Friday night game will be streamed with commentary and the opportunity to watch a game from the ballpark or from home. Paul Morgan and his team will host the streams and we encourage clubs to use this as an opportunity to further promote your clubs activities and good new stories to the wider community. Ideally clubs can have a representative to jump on for a few winnings or there could be a budding young broadcaster who wants to get their feet wet throughout the season, we'd would love to hear from you.

In addition to the broadcast and games at the ballpark, we will also host a weekly podcast. The week that was, good news stories, events, homeruns, pitching outings or just something exciting that happened on the weekend and also to preview the weekend ahead. This is not just a State League podcast, this is for all of baseball where we'll interview guests from tee-ball, juniors, and seniors throughout the year typically every Tuesday night.

There are many good news stories in club land and this increased opportunity will help grassroots organisations promote what's good in their club and will of course raise the sports profile.

Our programs were again successful driving both retention and recruitment of members. Collectively these programs reached over 38,000 participants.

We held the Tee-Ball Super Challenge, Pony Girls, Women's Super League, Machine Pitch 70 Summer Classic, over 70 Sporting Schools, eight regional camps and community programs, and the Rays Showcase which replaced the cancellation of the Australian Youth Championships due to COVID-19. During the winter we also conducted our male and female high-performance programs, Pro League, and the newly added the Barclay Cup.



A few quick highlights throughout the winter of course have been state and national charter tournaments with two of the four national champs coming from WA: Wanneroo Giants in Intermediate League and Eastern Phantoms in Junior League. Both teams represented WA with distinction on and off the field, making the most of this trip of a lifetime.

At the elite level, 25% of Australian national team representatives were from WA and managed by our own Andy Kyle. In more recent months, we saw an additional 10 WA players and staff representing Australia at the Under 23s in Taiwan and the Open Men's National teams in Japan.

For the first time in over 22 months, ABL and the Perth Heat are back, so to Steve and the ownership group, thank you for your continued investment into the team to ensure Perth Heat remains relevant in the sporting landscape. The Heat provides great entertainment and serves as an aspirational goal for many of our young players coming through the pathways. Stay tuned this season as there are big things on the horizon for the Heat.

Of course, the recognition and preservation of the history of the game continues, so to Paul Tye and the other volunteers at the only Baseball Museum in the country, thank you. There are many amazing artifacts on display at the ballpark and the museum is open during the Perth Heat season, so please stop by and see the great work they've done over the past few years.

On a final note, thank you to everyone in the baseball community for their time, effort and passion for the game, especially in the most difficult times that participation sport around the country has faced. As an organisation, we continue to set high expectations to grow the game in WA and with passionate people not only at clubs but the wider baseball community, WA will continue to shine and be the benchmark for baseball in Australia.

As I hope you are, we're looking forward to the new success that we all achieve together in the 2022/23 season and beyond.

Lachlan Dale

Baseball WA CEO



HIGH PERFORMANCE MANAGER'S REPORT

Pre-Season: Perth Heat vs Morley

We kicked off the preseason with a game against the 2021 State League Champions Morley Eagles. This was a new initiative to play the defending State League champions in a pre-season game. This was a great success and a positive warm up for the local Australian players, along with some of the High-Performance Futures players.

The day was a success with a lot of community involvement and an opportunity for our local Perth Heat talent to come together as a group to play in a competitive environment leading into the season. A great blend of veteran players and an opportunity for some of our emerging stars were able to share the field and begin the transition into the Perth Heat.

Training

Pitchers were provided throwing programs during the winter and opportunities to come and work out on the field with our High Performance program. Pitchers started programs between July-August in their preparation for the season.

Position players were also provided an opportunity to come down and get some specific on-field training in from August to prepare swings and condition arms. We began specific work as a group on Sat Mornings and Tuesday nights from September.

ABL Season

Due to COVID, the 2021/22 ABL season was cancelled. We were able to play a promotional game as part of the Old Timers Day as the night cap. This was a great event and was very well supported by the playing group. Some of our players participated in the Home Run Derby, followed by a game against the Heat Futures squad.

High Performance Heat Futures

The Heat Futures High Performance Program continues to grow and establish itself as one of the best programs across the country. Athletes are involved in an on-field component which is in two 10 week blocks during the winter and S&C component all year round with Diamond Fitness. Thank you to on-field coaches Leigh Moyle, Kurt Russell, and Rod Drew and pitching coaches Mark Pettit and Arnie Noel.

Rays Showcase

Due to COVID, NYC's were cancelled for January 2022. Instead, we hosted the Rays Showcase, bringing in 60 players from 16's and 18's age groups to make up four teams.

Athletes were involved in a spring training environment, capped off with a seven game series in each age group. We also introduced the Rays 10 commandments to provide accountability and start the culture of how we want to play the game for Baseball WA.

The showcase was held over a two week period, including some key focus areas: Bob Ossey and Jason Hewitt (Greg Jelks Fund) talk, DISC profiling, massages, S&C, combine testing, skills development, pitching specific program, games (three games broadcasted), and use of Rapsodo technology. This was a huge success and was the biggest program set across the country.



16U NYC

The 16U State Team was selected out of the Rays Showcase in January. 25 players were selected as part of the training squad, with 20 players heading to QLD to represent WA in July. The team has been working out since April in their preparation. Congratulations to team staff Kent Fitzgibbons (manager), Daniel Calverley (assistant coach), Brandon Migro (assistant coach), Stu Howell (pitching coach) and Carol Williams (EO & physio).

18U National Team Selection

Nine of our athletes were selected for the National Team Camp in April. All nine were then selected to the 40-man National Team Squad, which travelled to the USA at the end of August. The group took part in a week camp with Perfect Game before final team selections and the U18 World Cup in Florida.



Professional Signing

BJ Cooke was signed to a contract with the Oakland Athletics in a minor league deal. He will head to the USA to begin his professional career during the June/July in 2022.

College:

Tyson Noel, Maddux Stivey, Caleb Goodwin and Dylan Bojarski have all committed to junior colleges in the USA. These athletes will head off in August 2022.

Kind Regards

Andrew Kyle

Perth Heat Manager & High Performance BWA Coach



PARTICIPATION PROGRAMS



Below is an overview of all Baseball WA participation programs, and how we are making a positive impact on the community with a variety of opportunities to get involved.

PARTICIPATION PILLARS....1

Pillar	Strategies	Strategic Plan Goals
Little League	<p>Provide additional tournament pathway options for players not selected by their charter and players whose teams do not qualify for national tournaments.</p> <p>Promote Machine Pitch as the preferred transition product out of Tee-ball.</p>	<p>2.5% annual growth</p> <p>TB – MP transition</p>
Tee-ball	<p>Drive new players into tee-ball at the entry level.</p> <p>Work with TBAWA on changes to encourage retention.</p>	<p>2.5% annual growth</p> <p>50% clubs with TB-BB Working Agreement</p>
Womens	<p>Create a pathway from tee-ball to adult.</p> <p>Retain players by providing exciting value-add opportunities.</p>	<p>7.5% annual growth</p>

PARTICIPATION PILLARS....2

Pillar	Strategies	Strategic Plan Goals
Schools	<p>Maximise the number of schools participating in the Sporting Schools program.</p> <p>Develop and facilitate inter-school tee-ball and baseball competition.</p> <p>Work on programs to capture student information into a marketable database.</p>	100 Sporting Schools per annum
Regional	<p>Annual visitation to all regional baseball / tee-ball towns – school clinics</p> <p>Drive regional association development to expand pathways (ie tee-ball into baseball).</p> <p>Expand our reach by partnering with regional service delivery organisations.</p>	Meet delivery criteria set within Healthway funding agreement

PARTICIPATION PILLARS....3

Pillar	Strategies	Strategic Plan Goals
Retention (engagement)	<p>Develop new programs and/or take advantage of opportunities to provide value-add experiences to our existing membership.</p> <p>Develop programs to increase the number of quality coaches.</p>	<p>2.5% / 7.5% growth targets</p> <p>Female tournament teams to have a large number of female coaches.</p>
Sub-elite Performance	<p>Work within the FTEM framework to develop programs to be offered to the F3+, T1 and T2 identified athletes in the "depth chart".</p> <p>Work with charter committee on developing grass roots programs aimed at improving player performance.</p>	-

PROGRAMS – LITTLE LEAGUE

Current Program	Planned Program	Desired Outcomes
Combined teams at State Champs		Retention of players not selected by their own charter.
West Coast Rays – Down Under Winter Classic – Babe Ruth/Cal Ripken		Increase retention & reduce charter hopping by providing a tournament pathway to players not going to LL national tournaments.
WA Country		Providing player pathways for regionally located players and encouraging local pathway development.
	Mustang / Mustang-9 – Pony League	Provide tournament pathways to a younger cohort and encouraging transition from tee-ball.
MP70 Summer Classic		Expose tee-ballers to MP for the first time and encourage registration into their local club.

PROGRAMS – TEE-BALL

Current Program	Planned Program	Desired Outcomes
Tee-ball Super Challenge		Provide value-add to encourage growth and retention and expose players to BBP.
Tee-ball Schools Competition		Expose tee-ball to as many primary school students as possible and encourage registration with their local club.
	Major League Tee-ball – holiday camp	Open to all tee-ball camp to drive new membership and encourage existing players to re-register.
	Pitch, Hit & Run	Testing program – great experiences – data collection

PROGRAMS – WOMEN'S

Current Program	Planned Program	Desired Outcomes
Pony Girls pathway – Tee-ball , Futures, League		Increased female participation on both tee-ball & baseball – greater entry level recruitment and retention/transition.
Barclay Cup		Girls-only tournament – great experience – retention – great coaching.
Pro League – female team		Sub-elite experience – great coaching – player development and retention.
	Women's All-Star Series	Showcase event – increased community awareness.

PROGRAMS – SCHOOLS

Current Program	Planned Program	Desired Outcomes
Sporting Schools		Awareness & exposure – increased club membership.
School competitions – TB & MP	School competitions – BB	Awareness, exposure & experience – increased club membership.
Teacher Games		Exposure of diamond sport to teachers – increase of teacher delivered school content.

PROGRAMS – REGIONAL

Current Program	Planned Program	Desired Outcomes
Regional Visitation - Healthway		School & club clinics during peak recruitment season – increased club membership – development of local pathway competitions. Tom Price / Paraburdoo / Newman Karratha / Wickham / Hedland Geraldton / Goldfields / Busselton
Partnerships – Stephen Michael Foundation & Ngurra Kujungka		Delivery of content to remote regions – creation of local programs/competitions – rep teams at tournaments Murchison / Northern Goldfields Western Desert
MP70 Pilbara Classic		MP exposure to players who have aged out of tee-ball.

PROGRAMS – RETENTION / ENGAGEMENT

Current Program	Planned Program	Desired Outcomes
Pro League		Skill development leading to player retention
Diamond League		Additional game/tournament experience for vulnerable U24 cohort – reduce drop out rate – pathways to APZ / interstate tournaments
	Whiffle Ball / Baseball5	Social experience.
	Unisport	Engaging universities to develop baseball programs.
	Rollout of Canopi – USA CertC face to face content	Enhanced CertC content with a developed on-going mentoring system.

PROGRAMS – SUB-ELITE PERFORMANCE

Current Program	Planned Program	Desired Outcomes
	FTEM pathway programs x 3 : F3+ cohort : T1 cohort : T2 cohort	Player retention – high rates of program engagement - skill development – players levelling up

RESULTS TO DATE

Pillar	Strategic Objectives	Baseline	2021-22
Little League	2.5% growth	2019-20 season 746	799 Growth: 7.1% Annual: 3.6%
Tee-ball	2.5% growth	2020-21 season (MOU signing) 5226 – metro 679 – regional	5663 – 8.4% growth 1258 – 46.0% growth
Womens	7.5% growth	2019-20 season 284	371 Growth: 30.6% Annual: 15.3%
Schools	100 schools engaged in Sporting Schools per annum	2018-19 season 40 schools	74 schools Increase of 85% 74% of target
Regional	Meet requirements of Healthway grant requirements	n/a	Servicing 8 regional areas – Tom Price, Paraburdoo, Newman, Karratha, Wickham, Geraldton, Goldfields, Busselton. Partnership with Ngurra Kujungka servicing Western Desert Partnership with Stephen Michael Foundation servicing Murchison and Northern Goldfields



OPERATIONS SUPPORT

Report by the Operations Support Manager - Caroline Adamson



It's a pleasure to present this report for the 2021-2022 season. A big thank you goes out to all club volunteers for the huge job you are required to do for the season. Being a volunteer is a demanding task, often thankless, so thank you for contributing so much of your time, energy, and efforts to it.

Team Nominations

Of all the registered players, the competition broke down to:

- Senior Competition Teams: 106 teams
- Big League: 14 teams
- Senior League: 19 teams
- Junior League: 17 teams
- Intermediate League: 24 teams
- Little League Majors: 41 teams
- LL Minors Machine Pitch: 18 teams

Registration System for Clubs & Charters

To register all players in the 2021-22 season, SportsloMo database was maintained and used by clubs and all charters. All members were required to registration via the registration portal. Members were more confident using the registration portals. Transfers went smoothly with the use of paperwork completed manually so we can keep better track of members moving clubs. With the State Championship teams, all charters complied and used the charter registration portals, which in turn made the process simpler to track player registration fees for the tournaments. For future State Championship tournaments, all charters will continue to use the charter registration portals for player registration and fees.

Increased Use on GameChanger

In the 2021-2022 season all Junior / Senior / Big League and State League 1 teams scored using the GameChanger App. For the coming 2022-2023 season, all senior teams and junior teams, big league down to Intermediate League will be scoring on GameChanger.

It will be mandatory for each game to have the away team book scorer and home team use GameChanger. A second book scorer can be optional if the club wishes. Games scored using gamechanger will not require to submit game reports taking added pressure off these volunteers.


Scorers who will require to use gamechanger, will be sent as much information as possible to upskill. Help book and support will be accessible. There is good feedback from fans and clubs to keep growing the use of GameChanger.

Champion Cup Winners 2021/22

Little League Majors - Willetton Wildcats

Junior League - Morley Eagles

Senior League - Swan Districts Swans



State Championship Winners 2022

Senior League - Western Tigers (PMS/SoH)


Little League Majors - Coastal Bay Sharks

Intermediate League - Wanneroo Giants

Machine Pitch 60 - Carine Cats

Junior League - Eastern Phantoms

Little League Majors Div 2 - Central Firebirds



Machine Pitch 60 - Carine Cats



Little League Majors - Coastal Bay Sharks



Junior League - Eastern Phantoms



Intermediate League - Wanneroo Giants



Little League Div 2 - Central Firebirds

This season, Western Australian teams won two of the four national pathway championships, with the Eastern Phantoms taking Gold in the Junior League and the Wanneroo Giants taking out Gold in the Intermediate League.

Both teams won the right to represent Australia region at their respective World Series events. Special mention needs to be made of the Coastal Bay Sharks who won a state championship for the first time, in the Little League divisions and finished a creditable fourth at the nationals.



Also, from the players who were not lucky enough to play in a charter team that qualified for the nationals, we formed combined teams in four age divisions to come in the newly created Down Under Winter Classic on the Gold Coast. All teams acquitted themselves well and a great time had by all.



West Coast Rays 13 Under Team 2022



West Coast Rays 17 Under Team 2022

2021/22 SEASON LADDERS

STATE LEAGUE 1

Team	P	W	D	L	RS	RA	DIFF	PCT	GB
Morley Eagles	29	25	1	3	262	79	183	0.879	0
Wanneroo Giants	29	23	0	6	235	64	171	0.793	2.5
Braves Baseball Club	29	21	0	8	235	109	126	0.724	4.5
South Perth	29	17	0	12	194	131	63	0.586	8.5
Victoria Park/Belmont	29	16	2	11	181	165	16	0.586	8.5
Swan Districts Swans	28	12	3	13	136	161	-25	0.482	11.5
Gosnells Hawks	30	13	0	17	162	223	-61	0.433	13
Carine Cats	29	10	0	19	116	207	-91	0.345	15.5
Perth Baseball Club	27	7	1	19	121	194	-73	0.278	17
Rockingham Rams	29	7	1	21	101	257	-156	0.259	18
Wembley Magpies	28	2	2	24	80	233	-153	0.107	22

STATE LEAGUE 2

Team	P	W	D	L	RS	RA	DIFF	PCT	GB
Wanneroo Giants	17	15	0	2	201	44	157	0.882	0
Morley Eagles	17	12	1	4	171	101	70	0.735	2.5
Swan Districts Swans	16	10	1	5	125	85	40	0.656	4
Braves Baseball Club	17	10	2	5	134	96	38	0.647	4
Victoria Park/Belmont	18	10	2	6	147	107	40	0.611	4.5
Gosnells Hawks	17	8	0	9	125	127	-2	0.471	7
South Perth	17	8	0	9	115	148	-33	0.471	7
Rockingham Rams	17	7	1	9	113	134	-21	0.441	7.5
Perth Baseball Club	17	4	3	10	115	153	-38	0.324	9.5
Wembley Magpies	17	2	1	14	58	211	-153	0.147	12.5
Carine Cats	18	2	1	15	63	161	-98	0.139	13

BASEBALL WA ANNUAL REPORT 2021/22

STATE LEAGUE 3

Team	P	W	D	L	RS	RA	DIFF	PCT	GB
Wanneroo Giants	17	16	0	1	147	44	103	0.941	0
South Perth	17	13	1	3	157	100	57	0.794	2.5
Morley Eagles	17	11	0	6	166	88	78	0.647	5
Braves Baseball Club	17	10	1	6	129	84	45	0.618	5.5
Rockingham Rams	17	10	0	7	129	74	55	0.588	6
Victoria Park/Belmont	18	8	1	9	95	93	2	0.472	8
Perth Baseball Club	17	8	0	9	134	131	3	0.471	8
Swan Districts Swans	17	5	0	12	69	144	-75	0.294	11
Gosnells Hawks	18	5	0	13	95	152	-57	0.278	11.5
Carine Cats	18	4	1	13	79	172	-93	0.25	12
Wembley Magpies	17	3	0	14	89	207	-118	0.176	13

A GRADE 2 GAME REPORTS MISSING

Team	P	W	D	L	RS	RA	DIFF	PCT	GB
Wanneroo Giants Black	18	17	0	1	207	50	157	0.944	0
West Stirling Indians	17	14	1	2	176	57	119	0.853	2
Victoria Park/Belmont	18	10	2	6	159	106	53	0.611	6
Kelmscott Bulldogs	18	10	0	8	129	119	10	0.556	7
Kalamunda Rangers	17	7	0	10	99	152	-53	0.412	9.5
Willetton Wildcats White	16	2	1	13	83	159	-76	0.156	13.5

B GRADE

Team	P	W	D	L	RS	RA	DIFF	PCT	GB
Wanneroo Giants Orange	17	11	1	5	137	73	64	0.676	5
Willetton Wildcats Green	16	6	1	9	110	134	-24	0.406	9.5
UWA Whips	16	5	3	8	105	131	-26	0.406	9.5
Carine Cats	16	6	0	10	105	144	-39	0.375	10
Morley Eagles	17	0	1	16	63	248	-185	0	16

BASEBALL WA ANNUAL REPORT 2021/22

C GRADE

Team	P	W	D	L	RS	RA	DIFF	PCT	GB
Gosnells Hawks	17	14	0	3	149	70	79	0.824	0
Alkimos	17	11	3	3	137	70	67	0.735	1.5
Victoria Park/Belmont	18	12	2	4	146	99	47	0.722	1.5
Rockingham Rams	17	10	2	5	167	145	22	0.647	3
Wanneroo Giants	18	10	2	6	178	114	64	0.611	3.5
Willetton Wildcats	17	10	0	7	129	117	12	0.588	4
Swan Districts Swans	17	7	3	7	143	147	-4	0.5	5.5
Braves Blue	17	5	1	11	105	138	-33	0.324	8.5
Kelmscott Bulldogs	17	4	1	12	115	165	-50	0.265	9.5
Morley Eagles	17	4	1	12	100	178	-78	0.265	9.5
Braves Gold	18	0	1	17	66	192	-126	0	14

D GRADE

Team	P	W	D	L	RS	RA	DIFF	PCT	GB
Kelmscott Bulldogs	18	16	0	2	196	84	112	0.889	0
UWA Whips	18	14	1	3	187	95	92	0.806	1.5
Rockingham Rams	19	11	1	7	192	137	55	0.605	5
Willetton Wildcats	19	10	0	9	156	166	-10	0.526	6.5
South Perth	19	10	0	9	193	139	54	0.526	6.5
Morley Eagles	18	9	0	9	146	131	15	0.5	7
West Stirling Indians	19	7	0	12	149	185	-36	0.368	9.5
Wanneroo Giants	19	6	1	12	112	185	-73	0.342	10
Kalamunda Rangers	18	5	1	12	125	181	-56	0.306	10.5
Wembley Magpies	19	3	0	16	93	246	-153	0.158	13.5




BASEBALL WA ANNUAL REPORT 2021/22

E GRADE

Team	P	W	D	L	RS	RA	DIFF	PCT	GB
Perth Baseball Club	18	15	0	3	211	102	109	0.833	0
Wanneroo Giants Orange	19	14	0	5	225	140	85	0.737	1.5
Balcatta Bears	19	14	0	5	219	141	78	0.737	1.5
Kwinana Blue Jays	19	11	0	8	207	179	28	0.579	4.5
Roleystone	19	11	0	8	170	157	13	0.579	4.5
Carine Cats	19	8	1	10	175	174	1	0.447	7
Alkimos	19	7	0	12	157	228	-71	0.368	8.5
Willetton Wildcats	18	6	0	12	152	191	-39	0.333	9
Wanneroo Giants Black	19	4	0	15	88	207	-119	0.211	11.5
Rockingham Rams	19	3	1	15	137	222	-85	0.184	12

F GRADE

Team	P	W	D	L	RS	RA	DIFF	PCT	GB
Carine Cats Black	17	14	0	3	240	157	83	0.824	0
Victoria Park/Belmont	17	14	0	3	176	116	60	0.824	0
Peel Mariners	16	12	1	3	186	90	96	0.781	1
Wanneroo Giants	17	11	0	6	165	119	46	0.647	3
Carine Cats Blue	18	10	0	8	176	136	40	0.556	4.5
Roleystone	18	10	0	8	181	143	38	0.556	4.5
Balcatta Bears	18	7	1	10	135	135	0	0.417	7
Gosnells Hawks	17	5	0	12	114	225	-111	0.294	9
Yangebup Knights	17	4	0	13	122	200	-78	0.235	10
Kelmscott Bulldogs	17	3	1	13	132	211	-79	0.206	10.5
Rockingham Rams	16	2	1	13	110	205	-95	0.156	11



BASEBALL WA ANNUAL REPORT 2021/22

G GRADE - NORTH

Team	P	W	D	L	RS	RA	DIFF	PCT	GB
Carine Cats	19	16	0	3	299	131	168	0.842	0
Morley Eagles	19	13	0	6	201	160	41	0.684	3
Perth Baseball Club	19	11	1	7	235	166	69	0.605	4.5
Balcatta Bears	19	11	0	8	246	163	83	0.579	5
North Coast Breakers Sto	19	11	0	8	213	196	17	0.579	5
Wanneroo Giants	19	10	0	9	202	171	31	0.526	6
Alkimos	19	2	0	17	134	367	-233	0.105	14
North Coast Breakers Sur	19	1	1	17	126	302	-176	0.079	14.5

G GRADE - SOUTH

Team	P	W	D	L	RS	RA	DIFF	PCT	GB
Kalamunda Rangers	19	16	0	3	273	144	129	0.842	0
Kelmscott Bulldogs	19	16	0	3	269	141	128	0.842	0
Peel Mariners	19	14	0	5	250	142	108	0.737	2
Victoria Park/Belmont	19	11	0	8	196	167	29	0.579	5
Willetton Wildcats	19	8	0	11	181	193	-12	0.421	8
Kwinana Blue Jays	19	8	0	11	196	225	-29	0.421	8
UWA Whips	19	2	1	16	155	349	-194	0.132	13.5
Rockingham Rams	19	0	1	18	157	316	-159	0	15.5

WOMEN'S GRADE

Team	P	W	D	L	RS	RA	DIFF	PCT	GB
Braves Baseball Club	17	15	0	2	269	66	203	0.882	0
Kelmscott Bulldogs	17	14	0	3	244	74	170	0.824	1
Wanneroo Giants	17	14	0	3	244	88	156	0.824	1
Willetton Wildcats	17	10	1	6	168	116	52	0.618	4.5
UWA Whips	16	6	1	9	146	196	-50	0.406	8
Rockingham Rams	16	6	0	10	114	207	-93	0.375	8.5
Kalamunda Rangers	17	6	0	11	150	201	-51	0.353	9
Victoria Park/Belmont	16	3	0	13	120	266	-146	0.188	11.5
Morley Eagles	17	0	0	17	75	316	-241	0	15

BASEBALL WA ANNUAL REPORT 2021/22

MASTERS

GF WINNERS - BEARS

Team	P	W	D	L	RS	RA	DIFF	PCT	GB
Eagles	11	8	2	1	63	35	28	0.818	0
Reds	11	8	0	3	57	22	35	0.727	1
Indians	11	4	1	6	60	71	-11	0.409	4.5
Bears	12	4	1	7	67	68	-1	0.375	5
Cubs	11	2	0	9	36	87	-51	0.182	7

Leaderboards are updated from non-exhibition games played for State League 1 - 2021-2022. All Batting leaders have a minimum average of 3.1 plate appearances per game.

QUALITY AT BATS (QAB)			ON-BASE + SLUGGING % (OPS)			BATTING AVERAGE (SEASON) (AVG)		
1	Jake Bowey South Perth Cubs	72	1	Tim Kennelly Braves	1.606	1	Tim Kennelly Braves	0.479
2	Max Wheeler South Perth Cubs	70	2	Riley Spring Wembley Magpies	1.299	2	Riley Spring Wembley Magpies	0.424
3	Jordan Dyer Braves	69	3	Jake Bowey South Perth Cubs	1.206	3	Courtney Jones Wanneroo Giants	0.407
4	Ben King Wanneroo Giants	69	4	Luke Hughes Morley Eagles	1.155	4	Luke Hughes Morley Eagles	0.377
5	Kieran Chapman Morley Eagles	67	5	Kevin Clark Braves	1.123	5	Kevin Clark Braves	0.368

SLUGGING PERCENTAGE (SLG)			RUNS BATTED IN (RBI)		
1	Tim Kennelly Braves	1.014	1	Sam Kennelly Braves	36
2	Riley Spring Wembley Magpies	0.772	2	Kevin Clark Braves	33
3	Jake Bowey South Perth Cubs	0.724	3	Luke Hughes Morley Eagles	33
4	Sam Kennelly Braves	0.673	4	Tim Kennelly Braves	32
5	Luke Hughes Morley Eagles	0.642	5	Jake Bowey South Perth Cubs	31

Pitching Leaders

2021-2022. All Pitching Leaders have a minimum average of 1 innings pitched per game.

FIRST PITCH STRIKE % (FPS%)			WALKS + HITS / INNING PITCHED (WHIP)			EARNED RUN AVERAGE (SEASON) (ERA)		
1	Adam Millson Morley Eagles	69.80%	1	Frazer Brice Wanneroo Giants	0.99	1	Adam Millson Morley Eagles	1.48
2	Tom Bailey Wanneroo Giants	69.30%	2	Joshua Silvi Morley Eagles	1	2	Conor Lourey Wanneroo Giants	1.5
3	Brendan Sing Morley Eagles	68.30%	3	William Sherriff South Perth Cubs	1.02	3	Tom Bailey Wanneroo Giants	1.71
4	Tyler Paull South Perth Cubs	65.80%	4	Adam Millson Morley Eagles	1.04	4	Jake Bowey South Perth Cubs	1.73
5	Jake Bowey South Perth Cubs	63.70%	5	Jake Bowey South Perth Cubs	1.08	5	Joshua Silvi Morley Eagles	1.93

STRIKEOUTS (SO)		
1	Tom Bailey Wanneroo Giants	114
2	J. Bowey South Perth Cubs	98
3	Brock Molloy Rockingham Rams	92
4	Todd Hatcher Braves	80
5	Tarrant Reimers Carine Cats	74

2021/22 AWARD WINNERS

WA BASEBALL SEASON AWARD WINNERS 2021/22 STATE LEAGUE 1

**NEVILLE PRATT MEDAL
FAIREST & BEST**

TIM KENNELLY (BRAVES)

BATTING AVERAGE

**TIM KENNELLY
(BRAVES) 0.479**



WA BASEBALL SEASON AWARD WINNERS 2021/22 STATE LEAGUE 1

AWARD	NAME	CLUB
STOLEN BASES	OWEN PILCHER	WANNEROO GIANTS
PITCHER OF THE YEAR	TOM BAILEY	WANNEROO GIANTS
SILVER SLUGGER	TIM KENNELLY	BRAVES
BEST UNDER 21	BJAY COOKE	SWAN DISTRICTS
PLATINUM GLOVE	COURTNEY JONES	WANNEROO GIANTS
MAX LENEGAN MEDAL	NICHOLAS RILEY	WANNEROO GIANTS



WA BASEBALL SEASON AWARD WINNERS 2021/22 STATE LEAGUE ALL STAR TEAM

POSITION	NAME	CLUB
STARTING PITCHER	TOM BAILEY	WANNEROO GIANTS
INFIELD	JAKE BOWEY	SOUTH PERTH
INFIELD	RILEY SPRING	WEMBLEY MAGPIES
INFIELD	LUKE HUGHES	MORLEY EAGLES
INFIELD	KEVIN CLARK	BRAVES
OUTFIELD	TIM KENNELLY	BRAVES
OUTFIELD	SEAN GARRETT	ROCKINGHAM RAMS
OUTFIELD	AARON BONOMI	MORLEY EAGLES
CATCHER	COURTNEY JONES	WANNEROO GIANTS
DH	SAM KENNELLY	BRAVES
MANAGER	ROD DREW	VIC PARK / BELMONT

WA BASEBALL SEASON AWARD WINNERS 2021/22 WOMEN'S

**FAIREST AND BEST
LEAH CORNISH (BRAVES)**

BATTING AVERAGE

LEAH CORNISH (BRAVES) 0.650

**ROSE CORKER MEDAL (GF MVP)
YUUKI ISHIKAWA (BRAVES)**



2021/22 AWARD WINNERS

WA BASEBALL SEASON AWARD WINNERS 2021/22 STATE LEAGUE 2

FAIREST AND BEST
MASON TALBOT
(MORLEY EAGLES)

BATTING AVERAGE
MASON TALBOT
(MORLEY EAGLES) 0.516



WA BASEBALL SEASON AWARD WINNERS 2021/22 STATE LEAGUE 3

FAIREST AND BEST
DANIEL CALVERLEY
(MORLEY EAGLES)

BATTING AVERAGE
DANIEL CALVERLEY
(MORLEY EAGLES) 0.581



WA BASEBALL SEASON AWARD WINNERS 2021/22 A GRADE

FAIREST AND BEST
JOSH MCGEE
(WEST STIRLING)

BATTING AVERAGE
JOSH MCGEE
(WEST STIRLING) 0.558



WA BASEBALL SEASON AWARD WINNERS 2021/22 B GRADE

FAIREST AND BEST
JAYDEN ARMSTRONG
(WANNEROO GIANTS)

BATTING AVERAGE
JAYDEN ARMSTRONG
(WANNEROO GIANTS) 0.571



2021/22 AWARD WINNERS

WA BASEBALL SEASON AWARD WINNERS 2021/22 C GRADE

FAIREST AND BEST
DARREN RILEY
(WANNEROO GIANTS)

BATTING AVERAGE
JOE DELANEY
(SWAN DISTRICTS) 0.574



WA BASEBALL SEASON AWARD WINNERS 2021/22 D GRADE

FAIREST AND BEST
DANIEL ATKINSON
(SOUTH PERTH)

BATTING AVERAGE
JUSTIN STILLITANO
(UWA) 0.600



WA BASEBALL SEASON AWARD WINNERS 2021/22 E GRADE

FAIREST AND BEST
ADAM HUMBLE
(WILLETTON WILDCATS)

BATTING AVERAGE
ADAM HUMBLE
(WILLETTON WILDCATS) 0.636



WA BASEBALL SEASON AWARD WINNERS 2021/22 F GRADE

FAIREST AND BEST
DAVID NELSON
(CARINE CATS)

BATTING AVERAGE
DAVID RAVEN
(VICTORIA PARK/BELMONT REDS) 0.571



2021/22 AWARD WINNERS

WA BASEBALL SEASON AWARD WINNERS 2021/22 G GRADE NORTH

FAIREST AND BEST
KADE HARVEY
(CARINE CATS)

BATTING AVERAGE
MASON WALMSLEY
(PERTH) 0.612



WA BASEBALL SEASON AWARD WINNERS 2021/22 G GRADE SOUTH

FAIREST AND BEST
ANDY MAHER
(KALAMUNDA RANGERS)

BATTING AVERAGE
ANDY MAHER
(KALAMUNDA RANGERS) 0.725



Sponsors & Partners



Department of
Local Government, Sport
and Cultural Industries





Baseball WA Ltd

www.baseballwa.com.au

Empire Ballpark

Cnr Nicholson & Wilfred Rds Thornlie 6108

PO Box 1489 Canning Vale DC WA 6970

**BASEBALL WA LIMITED
A.B.N. 21 522 890 770**

**FINANCIAL REPORT
FOR THE PERIOD ENDED
30 JUNE 2022**

**Liability limited by a scheme approved under
Professional Standards Legislation**

BASEBALL WA LIMITED
A.B.N. 21 522 890 770

CONTENTS

Directors' Report	1
Auditor's Independence Declaration	4
Statement of Profit or Loss and Other Comprehensive Income	5
Statement of Financial Position	6
Statement of Changes in Equity	7
Statement of Cash Flows	8
Notes to the Financial Statements	9
Directors' Declaration	22
Auditor's Report	23

BASEBALL WA LIMITED
A.B.N. 21 522 890 770

DIRECTORS' REPORT

The directors present their report on the company for the financial period ended 30 June 2022.

Information on Directors

The names of each person who has been a director during the period and to the date of this report are:

Mr Michael Peter Andruszkiw
Mr Gary John Arnell
Ms Marie Michele Malaxos
Mr Simon Paul Eissens
Mr Lance Edward MacKichan (appointed 23/11/2022)
Mr Paul George Morgan (appointed 21/06/2023)
Ms Renee Farmer (appointed 03/10/2023)
Ms Carolyn Elizabeth Gatward (resigned 30/06/2023)
Mr Jason Michael Hewitt (resigned (21/02/2022)
Ms Verity Long-Droppert (appointed 24/10/2022);
(resigned 8/5/2023) (resigned, as per ASIC notification 14/06/2023)
Ms Ruth O' Dwyer (resigned 23/11/2022)
(resigned, as per ASIC notification 14/06/2023)
Mr Roderick Earl Bacon (resigned 16/11/2020)
(resigned, as per ASIC notification 21/09/2021)
Mr Anthony Mark Beyer (resigned 8/12/2020)
(resigned, as per ASIC notification 20/09/2021)

Directors have been in office since the start of the financial period to the date of this report unless otherwise stated.

Operating Results

The loss of the company after providing for income tax amounted to \$379,126 (2021 loss of \$414,211).

Significant Changes in the State of Affairs

There have been no significant changes in the state of affairs of the Company during the period.

Principal Activities

The principal activities of the company during the financial period were promotion of baseball activities.

No significant changes in the nature of the company's activity occurred during the financial period.

Environmental Issues

The company's operations are not regulated by any significant environmental regulations under a law of the Commonwealth or of a state or territory of Australia.

Dividends paid or recommended

No dividends were paid or declared since the start of the financial period. No recommendation for payment of dividends has been made.

Review of Operations

During the year, the company continued to engage in it's principal activity, the results of which are disclosed in the attached financial statements.

BASEBALL WA LIMITED
A.B.N. 21 522 890 770

DIRECTORS' REPORT (Continued)

Future Developments, Prospects and Business Strategies

The board is focused on the long-term development of baseball in Western Australia.

This is reflected in our strategic plan, which has five pillars;

- participation;
- high performance;
- club health;
- facilities and
- profile.

The strategic plan can be found on our webpage

http://www.baseballwa.com.au/uploads/1/2/7/2/127255926/baseball_wa_strategic_plan_2017-2020.pdf

The plan provides a framework through which we can assess challenges, opportunities and achievements.

Proceedings on behalf of Company

No person has applied under Section 237 of the Corporations Act for leave of the Court to bring proceedings on behalf of Baseball WA Ltd or intervene in any proceedings to which Baseball WA Ltd is a party for the purpose of taking responsibility on behalf of Baseball WA Ltd for all or any part of those proceedings. Baseball WA Ltd was not a party to any such proceedings during the year.

BASEBALL WA LIMITED
A.B.N. 21 522 890 770

DIRECTORS' REPORT (Continued)

Options

No options over issued shares or interests in the company were granted during or since the end of the financial period and there were no options outstanding at the date of this report.

Indemnification and Insurance of Officers and Auditors

No indemnities have been given or insurance premiums paid, during or since the end of the financial period, for any person who is or has been an officer or auditor of the company.

Auditor's Independence Declaration

The lead auditor's independence declaration in accordance with section 307C of the Corporations Act 2001, for the period ended has been received and can be found on page 4.

Signed in accordance with a resolution of the Board of Directors:

Director:

DocuSigned by:
MARIE MALAXOS
626B75BF5F0435...
Ms Marie Michele Malaxos

Secretary:

DocuSigned by:
Lachlan Dale
69D10CE389484BE...
Mr Lachlan Dale

Dated this 16 **day of** November 2023

**AUDITOR'S INDEPENDENCE DECLARATION UNDER S307C OF
THE CORPORATIONS ACT 2001 TO THE DIRECTORS OF
BASEBALL WA LIMITED**

Suite 4, 1st Floor
63 Shepperton Road
Victoria Park
Western Australia 6100

Telephone: (08) 9362 5855

htg@htgpartners.com.au
www.htgpartners.com.au

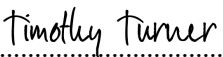
ABN: 78 607 011 001

PO Box 199
Victoria Park
Western Australia 6979

I declare that, to the best of my knowledge and belief, during the year ended 30 June 2022 there have been:

- i. no contraventions of the auditor's independence requirements as set out in the *Corporations Act 2001* and the *Australian Charities and Not-for-Profits Commission Act 2012* in relation to the audit; and
- ii. no contraventions of any applicable code of professional conduct in relation to the audit.

HTG PARTNERS

DocuSigned by:

75197A40C6624E9...
TIMOTHY TURNER
PARTNER



PARTNERS

Timothy Turner
BBus (Acc), FCPA, CTA
Registered Company Auditor

Vick Gelevitis
BBus (Acc), FCPA, CTA

Darryl Rodrigues
BSc, BBus (Acc), CPA

HTG Partners is a CPA Practice



Liability Limited by a scheme
approved under Professional
Standards Legislation

BASEBALL WA LIMITED
A.B.N. 21 522 890 770

STATEMENT OF PROFIT OR LOSS AND OTHER COMPREHENSIVE INCOME
FOR THE PERIOD ENDED 30 JUNE 2022

	Note	2022 \$	RESTATED 2021 \$
Income			
Revenue	3	1,625,682	1,364,444
Finance Income		149	210
Expenditure			
Auditor's remuneration		(9,330)	(10,407)
Bad and doubtful debt expenses		(3,260)	(1,399)
Depreciation and amortisation expenses		(450,574)	(431,949)
Employee benefits expenses		(345,845)	(258,089)
Finance Expenses		(83)	(2,530)
Other expenses		(1,195,865)	(1,074,491)
		<u>(2,004,958)</u>	<u>(1,778,865)</u>
Profit (Loss) Before Income Tax		(379,126)	(414,211)
Income Tax Expense		-	-
Profit (Loss) after Income Tax		<u>(379,126)</u>	<u>(414,211)</u>
Other Comprehensive Income			
Items that will not be reclassified to profit and loss		-	-
Items that may be reclassified to profit and loss		-	-
TOTAL COMPREHENSIVE INCOME (LOSS)		<u>(379,126)</u>	<u>(414,211)</u>

The accompanying notes form part of these financial statements.

BASEBALL WA LIMITED
A.B.N. 21 522 890 770

STATEMENT OF FINANCIAL POSITION
AS AT 30 JUNE 2022

	Note	2022 \$	RESTATED 2021 \$
ASSETS			
CURRENT ASSETS			
Cash and cash equivalents	5	513,042	386,158
Trade and other receivables	6	124,856	52,830
Other current assets	7	40,160	68,846*
*TOTAL CURRENT ASSETS		<u>678,058</u>	<u>507,834</u>
NON-CURRENT ASSETS			
Property, plant and equipment	9	8,071,637	8,428,255
TOTAL NON-CURRENT ASSETS		<u>8,071,637</u>	<u>8,428,255</u>
TOTAL ASSETS		<u>8,749,695</u>	<u>8,936,089</u>
LIABILITIES			
CURRENT LIABILITIES			
Trade and other payables	8	353,215	129,950
Provisions	10	58,798	46,413
Other current liabilities	11	298,212	328,630*
Borrowings	12	-	12,500
TOTAL CURRENT LIABILITIES		<u>710,225</u>	<u>517,493</u>
NON-CURRENT LIABILITIES			
Borrowings	12	-	-
TOTAL NON-CURRENT LIABILITIES		<u>-</u>	<u>-</u>
TOTAL LIABILITIES		<u>710,225</u>	<u>517,493</u>
NET ASSETS		<u>8,039,470</u>	<u>8,418,596</u>
EQUITY			
Share Capital		-	-
Retained earnings	13	8,039,470	8,418,596
TOTAL EQUITY		<u>8,039,470</u>	<u>8,418,596</u>

* Refer to Note 18 for details of restatement arising from correction of error

BASEBALL WA LIMITED
A.B.N. 21 522 890 770

STATEMENT OF CHANGES IN EQUITY
FOR THE PERIOD ENDED 30 JUNE 2022

	Note	Retained earnings \$	Total \$
Balance at 30 June 2020		8,832,807	8,832,807
Profit(Loss) attributable to members		(414,211)	(414,211)
Balance at 30 June 2021		8,418,596	8,418,596
Profit(Loss) attributable to members		(379,126)	(379,126)
Balance at 30 June 2022		8,039,470	8,039,470

The accompanying notes form part of these financial statements.

BASEBALL WA LIMITED
A.B.N. 21 522 890 770

STATEMENT OF CASH FLOWS
FOR THE PERIOD ENDED 30 JUNE 2022

	Note	2022 \$	2021 \$
Cashflows from Operating Activities			
Receipts from customers		1,051,212	1,073,426
Receipts from operating grants		506,384	538,561
Interest received		149	210
Receipts from rental operations		12,381	43,412
Payments to suppliers and employees		(1,336,786)	(1,221,213)
Net Cash provided by operating activities	14	<u>233,340</u>	<u>434,396</u>
Cashflows from Investing Activities			
Payments for property, plant & equipment		(93,956)	(211,622)
Receipt of loan repayment		-	-
Net cash provided by investing activities		<u>(93,956)</u>	<u>(211,622)</u>
Cashflows from Financing Activities			
Proceeds of borrowings / (repayment of borrowings)		(12,500)	(12,500)
Receipt of grant funding for capital projects		-	-
Net cash provided by / (used in) financing activities		<u>(12,500)</u>	<u>(12,500)</u>
Net increase / (decrease) in cash and cash equivalents		126,884	210,274
Cash at beginning of financial year		386,158	175,884
Cash at end of financial year	5	<u>513,042</u>	<u>386,158</u>

The accompanying notes form part of these financial statements.

BASEBALL WA LIMITED
A.B.N. 21 522 890 770

NOTES TO THE FINANCIAL STATEMENTS
FOR THE PERIOD ENDED 30 JUNE 2022

The financial statements cover Baseball WA Limited as an individual entity. Baseball WA Limited is a not for profit company limited by shares incorporated under the Corporations Act 2001.

The functional and presentation currency of Baseball WA Limited is Australian dollars.

Comparatives are consistent with prior years, unless otherwise stated.

1 Basis of Preparation

This financial report is a special purpose financial report prepared in order to satisfy the financial reporting requirements of the Corporations Act 2001. The Board has determined that the company is not a reporting entity.

In the opinion of the Board of Directors, the company is not a reporting entity since there are unlikely to exist users of the financial report who are not able to command the preparation of reports tailored so as to satisfy specifically all of their information needs. These special purpose financial statements have been prepared to meet the reporting requirements of the Act.

The financial statements have been prepared in accordance with the mandatory Australian Accounting Standards applicable to companies reporting under the Corporations Act. The company has complied with the recognition and measurement criteria of Australian Accounting Standards.

The financial statements have been prepared on an accruals basis and are based on historical costs modified, where applicable, by the measurement at fair value of selected non-current assets, financial assets and financial liabilities.

Significant accounting policies adopted in the preparation of these financial statements are presented below and are consistent with prior reporting periods unless otherwise stated.

The following significant accounting policies, which are consistent with the previous period unless stated otherwise, have been adopted in the preparation of this financial report.

2 Summary of Significant Accounting Policies

Going Concern

The financial report has been prepared on a going concern basis, which contemplates the continuity of normal business activity and the realisation of assets and settlement of liabilities in the normal course of business. The Directors have budgeted an operating surplus for the year ended 30 June 2022 and as noted in Note 18, have no reason to believe the Department of Local Government, Sport and Cultural Industries will not continue to support Baseball WA Limited. Based upon this, the Directors are of the opinion the going concern basis is appropriate.

Property, plant and equipment

Each class of property, plant and equipment is carried at cost or fair value less, where applicable, any accumulated depreciation and impairment losses.

BASEBALL WA LIMITED
A.B.N. 21 522 890 770

NOTES TO THE FINANCIAL STATEMENTS
FOR THE PERIOD ENDED 30 JUNE 2022

Property

Freehold land and buildings are carried at their fair value (being the amount for which an asset could be exchanged between knowledgeable, willing parties in an arm's length transaction), based on periodic, but at least triennial, valuations by external independent valuers, less subsequent depreciation for buildings.

Increases in the carrying amount arising on revaluation of land and buildings are credited to a revaluation surplus in equity. Decreases that offset previous increases of the same asset are charged against fair value reserves directly in equity; all other decreases are recognised in profit or loss.

Any accumulated depreciation at the date of revaluation is eliminated against the gross carrying amount of the asset and the net amount is restated to the revalued amount of the asset.

Plant and Equipment

Plant and equipment and leasehold improvements (including baseball park) are measured on the cost basis and therefore carried at cost less accumulated depreciation and any accumulated impairment. In the event that the carrying amount of plant and equipment is greater than the estimated recoverable amount, the carrying amount is written down immediately to the estimated recoverable amount and impairment losses are recognised either in profit or loss or as a revaluation decrease if the impairment losses relate to a revalued asset. An assessment of recoverable amount is made when impairment indicators are present.

Subsequent costs are included in the asset's carrying amount or recognised as a separate asset, as appropriate, only when it is probable that future economic benefits associated with the item will flow to the company and the cost of the item can be measured reliably. All other repairs and maintenance are recognised as expenses in profit or loss during the financial period in which they are incurred.

Depreciation

Plant and equipment is depreciated on a straight-line basis over the asset's useful life to the Company, commencing when the asset is ready for use. At the end of each annual reporting period, the depreciation method, useful life and residual value of each asset is reviewed. Any revisions are accounted for prospectively as a change in estimates.

Fair Value of Assets

The Company measures some of its assets at fair value. Fair value is the price the Company would receive to sell an asset in an orderly (i.e.unforced) transaction between independent, knowledgeable and willing market participants at the measurement date.

BASEBALL WA LIMITED
A.B.N. 21 522 890 770

NOTES TO THE FINANCIAL STATEMENTS
FOR THE PERIOD ENDED 30 JUNE 2022

Inventories

Inventories are measured at the lower of cost and net realisable value. The cost of manufactured products includes direct materials, direct labour and an appropriate proportion of variable and fixed overheads. Overheads are applied on the basis of normal operating capacity. Costs are assigned on a first-in, first-out basis.

Financial Instruments

Financial instruments are recognised initially using trade date accounting, i.e. on the date that the company becomes party to the contractual provisions of the instrument.

On initial recognition, all financial instruments are measured at fair value plus transaction costs (except for instruments measured at fair value through profit or loss where transaction costs are expensed as incurred).

Loans and receivables

Loans and receivables are non-derivative financial assets with fixed or determinable payments that are not quoted in an active market. They arise principally through the provision of goods and services to customers but also incorporate other types of contractual monetary assets.

After initial recognition these are measured at amortised cost using the effective interest method, less provision for impairment. Any change in their value is recognised in profit or loss.

The company's trade and most other receivables fall into this category of financial instruments. Discounting is omitted where the effect of discounting is considered immaterial.

Significant receivables are considered for impairment on an individual asset basis when they are past due at the reporting date or when objective evidence is received that a specific counterparty will default.

The amount of the impairment is the difference between the net carrying amount and the present value of the future expected cash flows associated with the impaired receivable.

For trade receivables, impairment provisions are recorded in a separate allowance account with the loss being recognised in profit or loss. When confirmation has been received that the amount is not collectable, the gross carrying value of the asset is written off against the associated impairment provision.

BASEBALL WA LIMITED
A.B.N. 21 522 890 770

NOTES TO THE FINANCIAL STATEMENTS
FOR THE PERIOD ENDED 30 JUNE 2022

Subsequent recoveries of amounts previously written off are credited against other expenses in profit or loss.

In some circumstances, the company renegotiates repayment terms with customers which may lead to changes in the timing of the payments, the Company does not necessarily consider the balance to be impaired, however assessment is made on a case-by-case basis.

Available-for-sale financial assets

Available-for-sale financial assets are non-derivative financial assets that do not qualify for inclusion in any of the other categories of financial assets.

Purchases and sales of available-for-sale investments are recognised on settlement date.

Available-for-sale financial assets are measured at fair value, with subsequent changes in value recognised in other comprehensive income.

Gains and losses arising from financial instruments classified as available-for-sale are only recognised in profit or loss when they are sold or when the investment is impaired.

In the case of impairment or sale, any gain or loss previously recognised in equity is transferred to the profit or loss.

Losses recognised in prior period income statements resulting from the impairment of debt securities are reversed through the income statements, if the subsequent increase can be objectively related to an event occurring after the impairment loss was recognised in profit or loss.

BASEBALL WA LIMITED
A.B.N. 21 522 890 770

NOTES TO THE FINANCIAL STATEMENTS
FOR THE PERIOD ENDED 30 JUNE 2022

Impairment of Non-Financial Assets

At the end of each reporting period the Company determines whether there is an evidence of an impairment indicator for non-financial assets.

Where this indicator exists and regardless for goodwill, indefinite life intangible assets and intangible assets not yet available for use, the recoverable amount of the asset is estimated.

Where assets do not operate independently of other assets, the recoverable amount of the relevant cash-generating unit (CGU) is estimated.

The recoverable amount of an asset or CGU is the higher of the fair value less costs of disposal and the value in use. Value in use is the present value of the future cash flows expected to be derived from an asset or cash-generating unit.

Where the recoverable amount is less than the carrying amount, an impairment loss is recognised in profit or loss.

Reversal indicators are considered in subsequent periods for all assets which have suffered an impairment loss except for goodwill.

Accounts Receivable and Other Receivables

Accounts receivable are recognised initially at the transaction price (i.e. cost) and are subsequently measured at cost less provision for impairment. Receivables expected to be collected within 12 months of the end of the reporting period are classified as current assets. All other receivables are classified as non-current assets.

At the end of each reporting period, the carrying amount of accounts receivable and other receivables are reviewed to determine whether there is any objective evidence that the amounts are not recoverable. If so, an impairment loss is recognised immediately in income and expenditure statement.

BASEBALL WA LIMITED
A.B.N. 21 522 890 770

NOTES TO THE FINANCIAL STATEMENTS
FOR THE PERIOD ENDED 30 JUNE 2022

Employee Benefits

Provision is made for the company's liability for employee benefits arising from services rendered by employees to the end of the reporting period. Employee benefits that are expected to be wholly settled within one year have been measured at the amounts expected to be paid when the liability is settled.

Employee benefits expected to be settled more than one year after the end of the reporting period have been measured at the present value of the estimated future cash outflows to be made for those benefits. In determining the liability, consideration is given to employee wage increases and the probability that the employee may satisfy vesting requirements. Cashflows are discounted using market yields on high quality corporate bond rates incorporating bonds rated AAA or AA by credit agencies, with terms to maturity that match the expected timing of cash flows. Changes in the measurement of the liability are recognised in profit or loss.

Provisions

Provisions are recognised when the company has a legal or constructive obligation, as a result of past events, for which it is probable that an outflow of economic benefits will result and that outflow can be reliably measured.

Cash and Cash Equivalents

Cash and cash equivalents comprise cash on hand, demand deposits and short-term investments which are readily convertible to known amounts of cash and which are subject to an insignificant risk of change in value.

BASEBALL WA LIMITED
A.B.N. 21 522 890 770

NOTES TO THE FINANCIAL STATEMENTS
FOR THE PERIOD ENDED 30 JUNE 2022

Revenue and Other Income

Revenue is recognised when the amount of the revenue can be measured reliably, it is probable that economic benefits associated with the transaction will flow to the Company and specific criteria relating to the type of revenue as noted below, has been satisfied.

All revenue is stated net of the amount of goods and services tax (GST).

Revenue is measured at the fair value of the consideration received or receivable and is presented net of returns, discounts and rebates.

Rental income

Investment property revenue is recognised on a straight-line basis over the period of the lease term so as to reflect a constant periodic rate of return on the net investment.

Interest revenue

Interest revenue is recognised using the effective interest rate method.

Grant revenue

A number of programs are supported by grants received from the federal, state and local governments.

Grant revenue that is not subject to conditions is recognised when control of the funds is obtained, economic benefits are probable and the amount can be reliably measured. If conditions are attached to a grant which must be satisfied before the Company is eligible to receive the contribution, recognition of the grant as revenue is deferred until those conditions are satisfied.

Dividend revenue

Dividends are recognised when the right to receive payment is established.

Rendering of services

Revenue in relation to rendering of services is recognised depending on whether the outcome of the services can be estimated reliably. If the outcome can be estimated reliably then the stage of completion of the services is used to determine the appropriate level of revenue to be recognised in the period. If the outcome cannot be reliably estimated then revenue is recognised to the extent of expenses recognised that are recoverable.

If the outcome cannot be reliably estimated then revenue is recognised to the extent of expenses recognised that are recoverable.

Revenue from training services is generally recognised once the training has been delivered.

BASEBALL WA LIMITED
A.B.N. 21 522 890 770

NOTES TO THE FINANCIAL STATEMENTS
FOR THE PERIOD ENDED 30 JUNE 2022

Accounts Payable and Other Payables

Accounts payable are recognised at their transaction price. Accounts payable are obligations on the basis of normal credit terms.

Goods and Services Tax (GST)

Revenue, expenses and assets are recognised net of the amount of goods and services tax (GST), except where the amount of GST incurred is not recoverable from the Australian Taxation Office (ATO).

Receivables and payables are stated inclusive of GST.

Cash flows in the cash flow statement are included on a gross basis and the GST component of cash flows arising from investing or financing activities which is recoverable from, or payable to, the taxation authority is classified as operating cash flows.

Comparative Amounts

Comparatives are consistent with prior years, unless otherwise stated.

Where a change in comparatives has also affected the opening retained earnings previously presented in a comparative period, an opening statement of financial position at the earliest date of the comparative period has been presented.

Contingencies

Contingent liabilities and assets are not recognised in the balance sheet but are reported in the relevant schedules and notes. They may arise from uncertainty as to the existence of a liability or asset or represent an asset or liability in respect of which the amount cannot be reliably measured. Contingent assets are disclosed when settlement is probable but not virtually certain, and contingent liabilities are disclosed when settlement is greater than remote.

New and Amended Standards adopted by the Company

The company has adopted all the mandatory amendments to Australian Accounting Standards issued by the Australian Accounting Standards Board. None of the mandatory amendments have had a significant impact on the company.

Accounting Standards issued but not yet effect and not early adopted by the Company

The Company has not early adopted and amendments to Accounting Standards and does not anticipate application of new accounting standards will impact the company.

COVID-19 Pandemic

The COVID-19 Pandemic announced by the World Health Organisation during the 2020 financial year continually has an impact on world-wide business activities. The company initiated procedures last year to address the health and wellbeing of its employees, members, contractors and the Board of directors. The extent of the impact on future revenues, operating costs, carrying values of assets and liabilities is currently unknown.

BASEBALL WA LIMITED
A.B.N. 21 522 890 770

NOTES TO THE FINANCIAL STATEMENTS
FOR THE PERIOD ENDED 30 JUNE 2022

	Note	2022 \$	2021 \$
3 Revenue and Other Income			
Grants and Funding		-	50,000
- Development Grant		510,478	258,500
- Other Grants		1,115,204	1,055,944
Other Income		<u>1,625,682</u>	<u>1,364,444</u>
Total Revenue		<u>1,625,682</u>	<u>1,364,444</u>
4 Profit (Loss) for the year			
The result for the year was derived after charging / (crediting) the following items:			
Profit (Loss) before income tax from continuing operations includes the following specific expenses:			
Expenses			
Depreciation of property, plant and equipment		450,574	431,949
5 Cash and Cash Equivalents			
Reconciliation of cash			
Cash and Cash equivalents reported in the cash flow statement are reconciled to the equivalent items in the balance sheet as follows:			
Term Deposit - ANZ		8,500	8,500
Cash at Bank - ANZ Bank		421	404
Cash and Bank - Bendigo		275,363	337,432
Cash at Bank - State Team Account		46,938	851
DLGSCI Facility (Perth Heat 0070)		31,810	24
Cash at Bank - Bendigo Business #62265		4,755	38,947
DLGSCI Solar Project		145,000	-
Undeposited Funds		255	-
		<u>513,042</u>	<u>386,158</u>
6 Trade and Other Receivables			
Current			
Trade Debtors		125,117	53,091
Less: Provision for Impairment		<u>(261)</u>	<u>(261)</u>
		<u>124,856</u>	<u>52,830</u>

BASEBALL WA LIMITED
A.B.N. 21 522 890 770

NOTES TO THE FINANCIAL STATEMENTS
FOR THE PERIOD ENDED 30 JUNE 2022

	2022 \$	2021 \$
7 Other Assets		2021 RESTATED*
Current		
Deposit – Keys	582	582
Prepaid Insurance	28,588	18,264
Grant Receivable	-	50,000
Accrued Income	10,990	-
	<u>40,160</u>	<u>68,846</u>
8 Accounts Payable and Other Payables		
Current		
Trade Creditors	357,485	108,929
Sundry Creditors	(14,774)	-
Credit Cards Payable	(21)	1,093
Superannuation Payable	2,003	-
GST Payable	7,006	19,928
PAYG Withholding	(18,810)	-
Amounts Owed to Charter Accounts	1,733	-
Sundry	<u>18,593</u>	<u>-</u>
	<u>353,215</u>	<u>129,950</u>

* Refer to Note 18 for details of restatement arising from correction of error.

BASEBALL WA LIMITED
A.B.N. 21 522 890 770

NOTES TO THE FINANCIAL STATEMENTS
FOR THE PERIOD ENDED 30 JUNE 2022

	2022 \$	2021 \$
9 Property, Plant and Equipment		
Office Equipment:	49,706	49,706
At cost	(48,108)	(47,678)
Accumulated depreciation	<u>1,598</u>	<u>2,028</u>
 Leasehold Improvements:		
At cost	11,046,435	10,952,478
Accumulated depreciation	<u>(2,976,396)</u>	<u>(2,526,251)</u>
	<u>8,070,039</u>	<u>8,426,227</u>
 Total Plant and Equipment	<u><u>8,071,637</u></u>	<u><u>8,428,255</u></u>
 10 Provisions		
Current		
Provision for Employee Entitlements	<u>58,798</u>	<u>46,413</u>
 11 Other Liabilities		2021 RESTATED*
Unexpended Grants - Operational	166,394	328,630
Development Grant	<u>131,818</u>	-
	<u>298,212</u>	<u>328,630</u>
 12 Borrowings		
Current	-	12,500
Loans - Baseball Australia		
 Non-Current		
Loans - Baseball Australia	<u>-</u>	<u>-</u>
	<u>-</u>	<u>12,500</u>

* Refer to Note 18 for details of restatement arising from correction of error.

BASEBALL WA LIMITED
A.B.N. 21 522 890 770

NOTES TO THE FINANCIAL STATEMENTS
FOR THE PERIOD ENDED 30 JUNE 2022

	2022 \$	2021 \$
<hr/>		
13 Retained Earnings		
Retained earnings at the beginning of the financial period	8,418,596	8,832,807
Net profit attributable to the company	(379,126)	(414,211)
Retained earnings at the end of the financial period	<u>8,039,470</u>	<u>8,418,596</u>
14 Cash Flow Information		
Reconciliation of result for the year to cashflows from operating activities.		
Reconciliation of net income to net cash provided by operating activities:		
Profit (Loss) after income tax	(379,126)	(414,211)
Cash flows excluded from profit attributable to operating activities		
Non-cash flows in profit		
Depreciation	450,574	431,949
Grant revenue for capital works	-	-
Changes in assets and liabilities		
(Increase)/decrease in other assets	28,686	(41,334)
(Increase)/decrease in trade and other receivables	(72,026)	62,293
Increase/(decrease) in trade and other payables	223,265	114,116
Increase/(decrease) in provisions	12,385	17,694
Increase/(decrease) in other liabilities	(30,418)	263,889
	<u>233,340</u>	<u>434,396</u>

15 Registered Office and Principal Place of Business
Statutory Information

The registered office of the company is
 Baseball WA Ltd
 Suite 35, 22 Railway Road
 SUBIACO WA 6008

The principal place of business is
 Corner Nicholson Road and Wilfred Road
 THORN LIE WA 6108

BASEBALL WA LIMITED
A.B.N. 21 522 890 770

NOTES TO THE FINANCIAL STATEMENTS
FOR THE PERIOD ENDED 30 JUNE 2022

16 Share Capital

Issued Capital

56 Fully Paid Ordinary Shares of \$0.00

There are no externally imposed capital requirements.

There have been no changes in the strategy adopted by management to control the capital of the company since the prior year.

17 Economic Dependence

Baseball WA Limited is dependent on the Department of Local Government, Sport and Cultural Industries for the majority of its revenue used to operate the business.

As at the date of this report, the Board of Directors has no reason to believe the Department of Local Government, Sport and Cultural Industries will not continue to support Baseball WA Limited.

18 Funds Held In Trust by Baseball WA Limited for Charters*

Baseball WA Limited in its capacity as trustee for the following Charters holds the following funds:

Charter Name	2022	2021
Perth Metro South	\$ 427.31	\$ 00.03
Perth Metro Central	\$2,186.75	\$ 67.41
Southern Hills	\$3,808.75	\$ 48.54
Coastal Bay	\$4,234.39	\$3,746.48
Sun City	\$3,232.17	\$4,235.66
Perth Metro East	\$2,199.64	\$1,582.66
Total	\$16,089.01	\$9,680.78

*In the 2021 financial year, the amounts held in trust for Charters were recognised as a current asset with an equal and corresponding current liability. The 30 June 2021 numbers have been restated to remove the amounts held in trust from the Statement of Financial Position of Baseball WA Limited.

BASEBALL WA LIMITED
A.B.N. 21 522 890 770


DIRECTORS' DECLARATION

The directors have determined that the company is not a reporting entity and that this special purpose financial report should be prepared in accordance with the accounting policies described in Note 2 to the financial statements.

The directors of the company declare that:

1. The financial statements and notes, as set out on pages 5 to 21, present a true and fair view of the Company's financial position as at 30 June 2022 and its performance for the year ended on that date in accordance with the accounting policies described in Note 2 to the financial statements;
2. The financial statements are in accordance with the Corporations Act 2001, Corporations Regulations 2001 and other mandatory professional reporting requirements and accounting standards.
3. In the directors' opinion there are reasonable grounds to believe that the company will be able to pay its debts as and when they become due and payable.

Director:

DocuSigned by:

626B75BF5F0435...
Ms Marie Michele Malaxos

Secretary:

DocuSigned by:

69D10CE389484BE...
Mr Lachlan Dale

Dated this 16 **day of** November 2023

INDEPENDENT AUDIT REPORT TO THE MEMBERS OF BASEBALL WA LIMITED FOR THE YEAR ENDED 30 JUNE 2022

Report on the Financial Report

Opinion

We have audited the accompanying special purpose financial report of Baseball WA Limited, which comprises the statement of financial position as at 30 June 2022, the statement of profit or loss and other comprehensive income, the statement of changes in equity and statements of cash flows, a summary of significant accounting policies and other explanatory notes and the directors' declaration.

In our opinion, the financial report of Baseball WA Limited:

- a) presents a true and fair view of the company's financial position as at 30 June 2022 and of its financial performance for the year ended on that date in accordance with the accounting policies described in Note 2; and
- b) complying with Australian Accounting Standards to the extent described in Note 2 and complying with the Corporations Regulations 2001.

Emphasis of Matter: Basis of Accounting and Restriction of Distribution

Without modifying our opinion, we draw attention to Note 2 in the financial report, which describes the basis of accounting. The financial statements have been prepared to satisfy the needs of the members and the Corporations Act 2001. As a result, the financial statements may not be suitable for another purpose. Our report is intended solely for Baseball WA Ltd and should not be distributed to any other party.

Basis for Opinion

We conducted our audit in accordance with Australian Auditing Standards. Our responsibilities under those standards are further described in the Auditor's Responsibilities for the audit of the Financial Report section of our report. We are independent of the company in accordance with the ethical requirements of the Corporations Act and the Accounting Professional and Ethical Standards Board's APES Code of Ethics for Professional Accountants (the Code) that are relevant to our audit of the financial report in Australia. We have also fulfilled our other ethical responsibilities in accordance with the Code.

We believe that the audit evidence we have obtained is sufficient and appropriate to provide a basis for our opinion.

Suite 4, 1st Floor
63 Shepperton Road
Victoria Park
Western Australia 6100

Telephone: (08) 9362 5855

htg@htgpartners.com.au
www.htgpartners.com.au

ABN: 78 607 011 001

PO Box 199
Victoria Park
Western Australia 6979



PARTNERS

Timothy Turner
BBus (Acc), FCPA, CTA
Registered Company Auditor

Vick Gelevitis
BBus (Acc), FCPA, CTA

Darryl Rodrigues
BSc, BBus (Acc), CPA

HTG Partners is a CPA Practice



Liability Limited by a scheme
approved under Professional
Standards Legislation

**INDEPENDENT AUDIT REPORT TO THE MEMBERS OF
BASEBALL WA LIMITED FOR THE YEAR ENDED
30 JUNE 2022 (continued)**

Directors' responsibility for the Financial Report

The directors of the company are responsible for the preparation of the special purpose financial report that presents fairly in accordance with the accounting policies set out in Note 2 to the financial statements and for such internal control as the directors determine necessary to enable the preparation and fair presentation of a financial report that is free from material misstatement, whether due to fraud or error.

In preparing the financial report, the directors are responsible for assessing the company's ability to continue as a going concern, disclosing, as applicable, matters relating to going concern and using the going concern basis of accounting unless the Board either intends to liquidate the company or cease operations, or have no realistic alternative to do so.

Auditor's responsibility for the Audit of the Financial Report

Our objectives are to obtain reasonable assurance about whether the financial report as a whole is free from material misstatement, whether due to fraud or error, and to issue an auditor's report that includes our opinion. Reasonable assurance is a high level of assurance, but is not a guarantee that an audit conducted in accordance with Australian Auditing Standards will always detect a material misstatement when it exists. Misstatements can arise from fraud or error and are considered material if, individually or in the aggregate, they could reasonably be expected to influence the economic decisions of users taken on the basis of this financial report.

A further description of our responsibilities for the audit of the financial report is located at the Auditing and Assurance Standards Board website at: <http://www.auasb.gov.au/Home.aspx>. This description forms part of our auditor's report.

**HTG PARTNERS
AUDIT ASSURANCE DIVISION**

DocuSigned by:

75197A40C6624E9
TIMOTHY TURNER
REGISTERED COMPANY AUDITOR